


AITT – CBT General Guidelines Student

- a. Exam will consist of Multiple-Choice Question with 40 /20 questions per subject and each question will carry equal marks specific to subjects.
- b. Duration of the Exam is 180 min (3 Hrs)/135 min (2.15 hours) for 80/60 Questions (Theory 40 questions of 1.5 hours, ES-20 questions of 45 mins and WCS -20 questions of 45 minutes).

Subject	Trade Duration & Admission Year	No. of Questions	Max. Marks	Time duration
Trade Theory	a) One Year Trade- (Trainees admitted in 2019) & b) Two Year Trade - (Trainees admitted in 2018)	40	100	90 minutes/ 1.5 Hours
Workshop Cal & Science (WCS)	Engineering Trade only a) One Year Trade- (Trainees admitted in 2019) & b) Two Year Trade (Trainees admitted in 2018)	20	50	45 mins
Employability Skill (ES)	One Year Trade- (Trainees admitted in 2019)	20	50	45 mins

- c. The whole examination i.e. Trade Theory, Employability Skill (ES) and Workshop Cal & Science (WCS) will be conducted in one go without any breaks in between.
- d. Evaluation of each subjects will be done separately.
- e. Exam will be conducted through Computer Based Test. Trainees must enter their registered Email id and Password to login.
- f. After logged in, Trainees must go through all the instructions carefully.
- g. Please ensure that your Profile Details are correct, which will be subsequently appearing on the screen after login.
- h. Enter the Examination Passcode given by the Invigilator, check mark the declaration and proceed by pressing the Start Exam button  .
- i. No Candidate will be allowed to leave the Examination Hall till the exam is over.

- j. Candidate should report to the Examination Hall before 30 minutes of the time of start of Examination.
- k. Only scheduled candidates will be allowed in the Examination Hall for their respective time slot.
- l. Candidates should sign the attendance sheet in the specified columns.
- m. Candidates is not allowed to carry the following items inside the Examination Hall
 - i. Any communication devices like Mobile Phones, Digital watches, Smart Watches, Bluetooth Devices, Earphone, Microphone, Pager, Health Band etc.,
 - ii. Any eatable items opened or packed, water bottles etc.,
 - iii. There may not be facility for safe keeping of your personal belongings outside the Examination hall. Invigilator and Other Staffs are not responsible for its custody, safe keeping or loss.
- n. Candidate is to maintain complete silence during the examination and communication in any form between candidates or with outsiders is not permitted.
- o. Candidates found indulging in malpractices of any form will be debarred from writing the exam.
- p. Candidates should leave the examination venues in a quiet and disciplined manner and should do not remove any equipment or stationery from the examination venue without the permission of the authority.

While Attending CBT Exam

- The questions will be displayed on the screen one at a time with their respective four options.
- A radio button is provided against each answer option for a question as displayed below. Select one answer by clicking on the respective radio button.


24. What is the colour of compound walls? | संयुक्त दीवारों का रंग क्या है?


(a) H - green | एच - हरा


(b) Indigo | नील

(c) Burnt sienna | गहरे ब्राउन रंग का

(d) Burnt blue | बर्न्त नीला

- To answer a question, Click on the button against the chosen option among the given four options.
- To change your chosen answer, click on the button of another option.
- To save your answer, you MUST click on Next button. Next button  - To go to the next question.
- The Marked for Review status for a question simply indicates that you would like to look at that question again. If a question is answered and Marked for Review, your answer for

that question will be considered in the evaluation. Flag Question Icon  - To mark a question to attempt review later.

- To remove Marked for review of the question, click on Unmark Review other it will be considered for evaluation.
- Click on Flag Question Icon  - To Unmark Review the question
- The Question Palette displayed on the top of the test screen will show the status of each question using one of the following symbols:



Questions Not Viewed / Not Answered




Questions Attempted



Questions Flagged






Questions Answered and Marked for Review

- The countdown timer  in the top right corner of the Test screen will display the remaining time available for you to complete the Test. When the timer reaches zero, automatically the test will end.
- Question Palette on the top of the Test screen is meant for randomly choosing to question for answering.
- Click on the Question number in the Question Palette to go to the question directly. Note that using this option does NOT save your answer to the current question.



- All un-attempted questions will be considered as zero marks in the evaluation.
- You can visit to any question anytime during the test as per your convenience only during the time stipulated.

- You will be intimated when remaining time is 5 minutes  and 2 minutes  on top of the screen in the timer section.
- Clicking on Review and Submit button will submit the entire test. You will not be able to revisit the test again or the test will auto submit once the test duration is completed.
- Click on Review and Submit button  - To submit answers after completing the test.
- At the end of the scheduled time the answers will be auto submitted. All un-attempted questions will carry zero marks.